









6970 70th Street South
Sabin, MN 56560
www.levirunions.com

Phone 218-789-7581
FAX # 218-789-7899
peony@levirunions.com

<h2>Planting Peonies from Bare Root Instruction Sheet</h2>		
<p>1. Dig hole twice the width of the root, and twice the depth. It should not be close to large trees.</p>		
<p>2. Work in plenty of well rotted manure or compost into the soil that was removed from the hole.</p>		
<p>3. Fill the bottom 1/2 of the hole with soil and compost mix.</p>		
<p>4. Place the root into the hole with the eyes at the top. Locate the top eyes of the root 1" to 2" below the top of the hole. Cover the top 1/2 of the hole with soil that has not been mixed with compost or manure.</p>		
<p>5. Water in root.</p>		
<p>6. Finish covering the top 1/2 of the hole with soil that has not been mixed with compost or manure. Sprinkle compost mulch over the area where the peony was planted. Water the top of the soil well.</p>	